

SPLIT-FIRE[®]

QUALITY BUILT
2-WAY LOG SPLITTERS



WWW.SPLIT-FIRE.COM

SPLIT-FIRE ADVANTAGE



2-Way Splitting Action

Split-Fire's 2-way design has the hydraulic cylinder fitted inside a steel frame with the knife protruding up between 2 "V" shaped log stops. This design ensures the knife is always in the splitting position, removing the time wasted during the return-cycle on a conventional log splitter.

Quality Built Design

Over 35 years ago Split-Fire designed and invented the 2-way log splitter to be quality built, and to outperform while keeping its operator safe. Every wood splitter and hydraulic cylinder are built in-house using only high-quality North American steel and components. Split-Fire has earned a reputation as a proven, low maintenance, long-lasting machine that will serve a lifetime, all while keeping a high re-sale value!



"V" Shaped Log Stop

Split-Fire utilizes their revolutionary "V" shaped log stop design. Split-Fire's "V" shaped design has the knife focusing the tonnage onto the center of the log causing it to effortlessly split around the stops to prevent dangerous flyouts.

Custom Options

Split-Fire prides itself on offering a wide range of custom options, allowing the buyer to design a splitter that will match their exact splitting requirements. Available custom options include extended stroke lengths, engine upgrades, knife extensions, hydraulic log lifters, raised bed heights, larger tires, and more.



SELF-CONTAINED



Split-Fire's Self-Contained 2-way Log Splitters are designed for speed, safety, and reliability. Whether splitting commercially or for home use these standalone 2-way wood splitters are sure to offer decades of dependable continuous use. Powered by Honda or a Kohler engine, Split-Fire self-contained machines are low maintenance and require minimal servicing.

PROSUMER 2265



* See website for specific 2265 options.



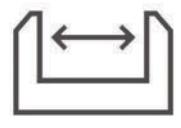
18 Ton
Rated




3" Cylinder
Diameter



Safe & Efficient
Log Stop Design



24"
Stroke



Log Lifter
Compatible



5-8 Second
Cycle Time

SELF-CONTAINED



20-22 ton
Rated



9-11 Second
Cycle Time



3½" Cylinder
Diameter

PROSUMER
or COMMERCIAL

3255 (3265)



Honda GX 200 Upgrade (3265)



Honda GX160
Engine (GX200 Available)

PROSUMER
or COMMERCIAL

3455 (3465)



Log Lifter
Compatible



Custom
Options
Available



2-Way Knife 4-Way Wedge
(Included)

Honda GX 200 Upgrade (3465)

2-WAY LOG SPLITTERS

4290 COMMERCIAL



32 ton
Rated

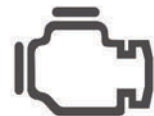


11-13 Second
Cycle Time



4½" Cylinder
Diameter

4490 COMMERCIAL



Honda GX270
Engine



Custom
Options
Available



Log Lifter
Compatible

2-Way Knife 4-Way Wedge
(Included)

OPTIONS & SPECS

Honda GX 200 Engine Upgrade: All 3000 series self contained log splitters can be upgraded to the larger GX 200 engine which increases tonnage.

Hydraulic Log Lifter: Save your back and increase productivity with the hydraulic log lifter option. This option also doubles as a work table in the upright position.

3" Knife Extension: Machined 3" extension added to the splitting knife. This option makes splitting stringy or larger rounds easier (*only available on 3255, 4290 models*).

4" Lift 12" Tire: This option raises the bed height by 4" utilizing a frame lift and larger 12" tires. In certain cases this option makes for a more ergonomic working height.

Extended Stroke: 30", 36" and 48" extended strokes are available for all 3000 and 4000 series wood splitters. This is not a bolt on option. All frames are cut to custom lengths to compensate for the added stroke length.




Honda GX 200 Motor



Hydraulic Log Lifter



3" Knife Extension



Extended Stroke



4" Lift 12" Tire

Custom Options: Hydraulic Log Lifter, Extended Stroke (30", 36" & 48"), Engine Upgrade Honda GX 200, Turf Tow Package, Heavy Duty Rubber Ride Suspension, 3" Knife Extension, Pintle Hitch, Adjustable Drawbar, 24" Nose Extension, Swivel Jack, Big Wheel Kit (12" Tire Regular Bed Height), 4" Lift 12" Tire, 8" Lift 13" Tire, and Fenders

	2265	3255	3455	4290	4490
Frame	5" x 5" steel tube	6" x 6" steel tube		7" x 7" steel tube	
Tonnage	18 tons	20 tons - (3255/3455) 22 tons - (3265/3465)		32 tons	
Cycle Speed	5 - 8 seconds	9 - 11 seconds		11 - 13 seconds	
Power Source	Kohler 6.5 Honda GX 200	Honda GX 160 - (3255/3455) Honda GX 200 - (3265/3465)		Honda GX 270	
Pump		11 GPM low pressure 2.7 GPM high pressure		16 GPM low pressure 4 GPM high pressure	
Reservoir	12.0L	12.5 L		25 L	
Stroke Length		24"			
Bed Width	19"	15"		16"	16½"
Overall Width	39"	40"		44"	
Overall Length	76"	84"	86"	87"	89"
Overall Height	37"	34"	35"	35"	38"
Weight	350 lbs	440 lbs	500 lbs	640 lbs	740 lbs
Bed Height	28"	24"		25"	
Knife Height	8"	8"	9½" / 2-way 9½" / 4-way	9"	12" / 2-way 12" / 4-way
Cylinder Size	3" x 24"	3½" x 24"		4½" x 24"	
Tire Size		4.80" x 8"			

(877) 548-3473

3-POINT HITCH



Split-Fire's 3 point hitch log splitters are ideal for any rural property owner. Driven by a tractor's auxiliary hydraulics these 2-way wood splitters offer dependable splitting without the need to maintain an additional engine. These machines are totally maintenance free and can be reliably used year-after-year. Compatible with tractors producing 2600+ PSI of hydraulic pressure these machines are capable of handling the gnarliest of rounds. For smaller capacity compact tractors, a bolt on PTO Kit can be added allowing the splitter to be powered by the PTO.



PROSUMER **2203**



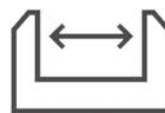
18 Ton
Rated



3" Cylinder
Diameter



Safe & Efficient
Log Stop Design



24"
Stroke



Log Lifter
Compatible



5-8 Second
Cycle Time

SALES@SPLIT-FIRE.COM

3-POINT HITCH



20 ton
Rated



9-11 Second
Cycle Time



3 1/2" Cylinder
Diameter

PROSUMER
or COMMERCIAL

3203



Extended
Stroke Options



Log Lifter
Compatible

PROSUMER
or COMMERCIAL

3403



Custom
Options
Available



2-Way Knife 4-Way Wedge
(Included)

2-WAY LOG SPLITTERS

4203 COMMERCIAL



32 ton
Rated

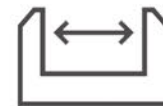


11-13 Second
Cycle Time



4½" Cylinder
Diameter

4403 COMMERCIAL



Extended
Stroke Options



Custom
Options
Available



Log Lifter
Compatible



2-Way Knife 4-Way Wedge
(Included)

OPTIONS & SPECS

3" Knife Extension: Machined 3" extension added to the splitting knife. This option makes splitting stringy or larger rounds easier. The 3" Knife Extension can be added to any existing knife (*only available on 3203, 4203 models*).




3" Knife Extension

Bolt-On PTO Kit: Comes with single stage 11.4 GPM PTO pump, bolt on hydraulic reservoir, hoses, and all mounting hardware. The PTO kit is ideal for compact tractors that do not have adequate hydraulic flow (GPM) and pressure (PSI) or tractors that have no rear hydraulics.




Bolt-On PTO Kit

Hydraulic Log Lifter: Save your back and increase productivity with the hydraulic log lifter option. This option also doubles as a work table in the upright position.



Hydraulic Log Lifter

Extended Stroke: 30", 36" and 48" extended strokes are available for all 3000 and 4000 series wood splitters. This is not a bolt on option. All frames are cut to custom lengths to compensate for the added stroke length.



Extended Stroke

Custom Options: Hydraulic Log Lifter, Extended Stroke (30", 36" & 48"), 3" Knife Extension, PTO Kit, 3 Point Hitch Leg Kit, and Class 2 3 Point Hitch

	2203	3203	3403	4203	4403
Frame	5" x 5" steel tube	6" x 6" steel tube		7" x 7" steel tube	
Tonnage	18 tons @ 2900 psi	20 tons @ 2900psi		32 tons @ 2900 psi	
Cycle Speed	5 sec. @ 12 gpm 10 sec. @ 8 gpm 20 sec. @ 4 gpm	9 sec. @ 12 gpm 14 sec. @ 8 gpm 28 sec. @ 4 gpm		11 sec. @ 12 gpm 15 sec. @ 8 gpm 23 sec. @ 4 gpm	
Stroke Length		24"			
Bed Width	19"	15"		16"	16½"
Overall Width		34"			
Overall Length	71"	72"	74"	74"	76"
Overall Height		18"		26"	
Weight	210 lbs	290 lbs	350 lbs	430 lbs	530 lbs
Knife Height	8"	8"	9½" / 2-way 9½" / 4-way	9"	12" / 2-way 12" / 4-way
Cylinder Size	3" x 24"	3½" x 24"		4½" x 24"	
Hydraulic Flow		4 gpm - 12 gpm		8 gpm - 20 gpm	

SKID STEER




Split-Fire's Skidsteer 2-way log splitters offer an efficient way of splitting. Driven by the auxiliary hydraulics these log splitters offer reliable splitting without the need to maintain an additional motor. Available in both upright and inverted configurations these machines can either be operated from the cab controls or a valve on the top of the machine. Inverted configurations offer the ability to split large unmanageable rounds from the comfort of the cab.

3207 PROSUMER or COMMERCIAL



3407 PROSUMER or COMMERCIAL



2-Way Knife



4-Way Wedge

(Included)



20 Ton
Rated



3 1/2" Cylinder
Diameter



Safe & Efficient
Log Stop Design



Extended
Stroke Options



Log Lifter
Compatible



9-11 Second
Cycle Time

SKID STEER



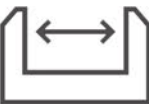
32 ton
Rated



11-13 Second
Cycle Time



4½" Cylinder
Diameter



Extended
Stroke Options



Log Lifter
Compatible



Custom
Options
Available

COMMERICAL **4207**



COMMERICAL **4407**



2-Way Knife 4-Way Wedge
(Included)

COMMERICAL **4208**



2-WAY LOG SPLITTERS

COMMERICAL **4408**



2-Way Knife 4-Way Wedge
(Included)

Custom Options:

Extended Stroke: 30", 36" and 48" extended strokes are available for all 3000 and 4000 series wood splitters. This is not a bolt on option. All frames are cut to custom lengths to compensate for the added stroke length.

Hydraulic Log Lifter: Save your back and increase productivity with the hydraulic log lifter option. This option also doubles as a work table in the upright position.

3" Knife Extension: Machined 3" extension added to the splitting knife. This option makes splitting stringy or larger rounds easier (*only available on 3207, 4207 and 4208 models*).

	3207	3407	4207	4407	4208	4408
Frame	6" x 6" steel tube			7" x 7" steel tube		
Tonnage	20 tons @ 2900 psi			32 tons @ 2900 psi		
Cycle Speed	9-11 seconds*			11-13 seconds*		
Stroke Length				24"		
Bed Width	15"		16"	-	16½"	-
Overall Width				47"		
Overall Length	75½"	77½"	76"	78"	79"	81"
Overall Height				18½"		
Weight	370 lbs	430 lbs	500 lbs	460 lbs	600 lbs	700 lbs
Knife Height	8"	9½" / 2-way 9½" / 4-way	9"	12" / 2-way 12" / 4-way	9"	12" / 2-way 12" / 4-way
Cylinder Size	3½" x 24"			4½" x 24"		
Hydraulic Flow	4 gpm - 12 gpm			8 gpm - 20 gpm		

*dependent on hydraulic system flow

EXCAVATOR



Split-Fire's Excavator line of 2-way log splitters are ideal for the processing of large, hard-to-manage rounds. Whether for busting stumps, or splitting for commercial and outdoor wood boilers, Split-Fire 2-way log splitters are capable of splitting the largest of rounds. Mounted on the excavator boom, operators have the ability to pick up and maneuver logs while splitting from the comfort of the interior cab controls.

COMMERCIAL **4209**



2-Way
Split



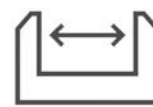
32 Ton
Rated



4½" Cylinder
Diameter



Safe & Efficient
Log Stop Design



Extended
Stroke Options







11-13 Second
Cycle Time

(877) 548-3473

2-WAY LOG SPLITTERS

COMMERCIAL **4409**



- 
**Interchangeable
4-Way Wedge**
- 
**32 Ton
Rated**
- 
**Safe & Efficient
Log Stop Design**
- 
**Extended
Stroke Options**
- 
**4½ Cylinder
Diameter**
- 
**11-13 Second
Cycle Time**

Extended Stroke: 30", 36" and 48" extended strokes. Available for all Excavator series wood splitters. This is not a bolt on option. All frames are cut to custom lengths to compensate for the added stroke length.

3" Knife Extension: Machined 3" extension added to the splitting knife. This option makes splitting stringy or larger rounds easier (*only available on 4209 models*).

Bolt-On Excavator Grapple Hooks: Excavator Bolt on grapple hooks that can be utilized on either side of the log splitter frame. Hooks work with hydraulic thumb to position logs.

Excavator Mounting Plate – Center Mount or Off-Center Mount: Excavator mounting plate centered on the middle of the log splitter, or off-centered outside of the splitting zone.

	Frame	Tonnage	Cycle Speed	Stroke Length	Overall Width	Overall Length	Overall Height	Weight	Knife Height	Cylinder Size	Hydraulic Flow
4209	7" x 7"	32 tons	11 - 13	24"	47"	76"	16"	430lbs	9"	4½" x 24"	8 gpm-
4409	steel tube	@ 2900PSI				78"	19"	530lbs	12"/2-way 12"/4-way		

QUALITY BUILT 2-WAY LOG SPLITTERS



“...this thing is the Cadillac of splitters. The video demonstrations cannot compare with the actual performance. I am still amazed! The wife says I am like a kid at Christmas with a new toy.” ~Earl Dawson - Manchester, TN

“...this is a success! This splitter made this a simple, easy, and painless job. To be honest it's a smaller and lighter weight machine than anything I have ever owned in the past. It's much easier to move around ...the 2265 is perfectly equal to my needs here with the type of wood I split.” ~Charles Crossman - White Salmon, WA

Split-Fire Sales Inc.
285633 Airport Rd.
Norwich, Ontario
Canada N0J 1P0

P: (519) 468-3647
P: (877) 548-3473
F: (877) 256-9131
E: sales@split-fire.com

SPLIT-FIRE®

WWW.SPLIT-FIRE.COM

